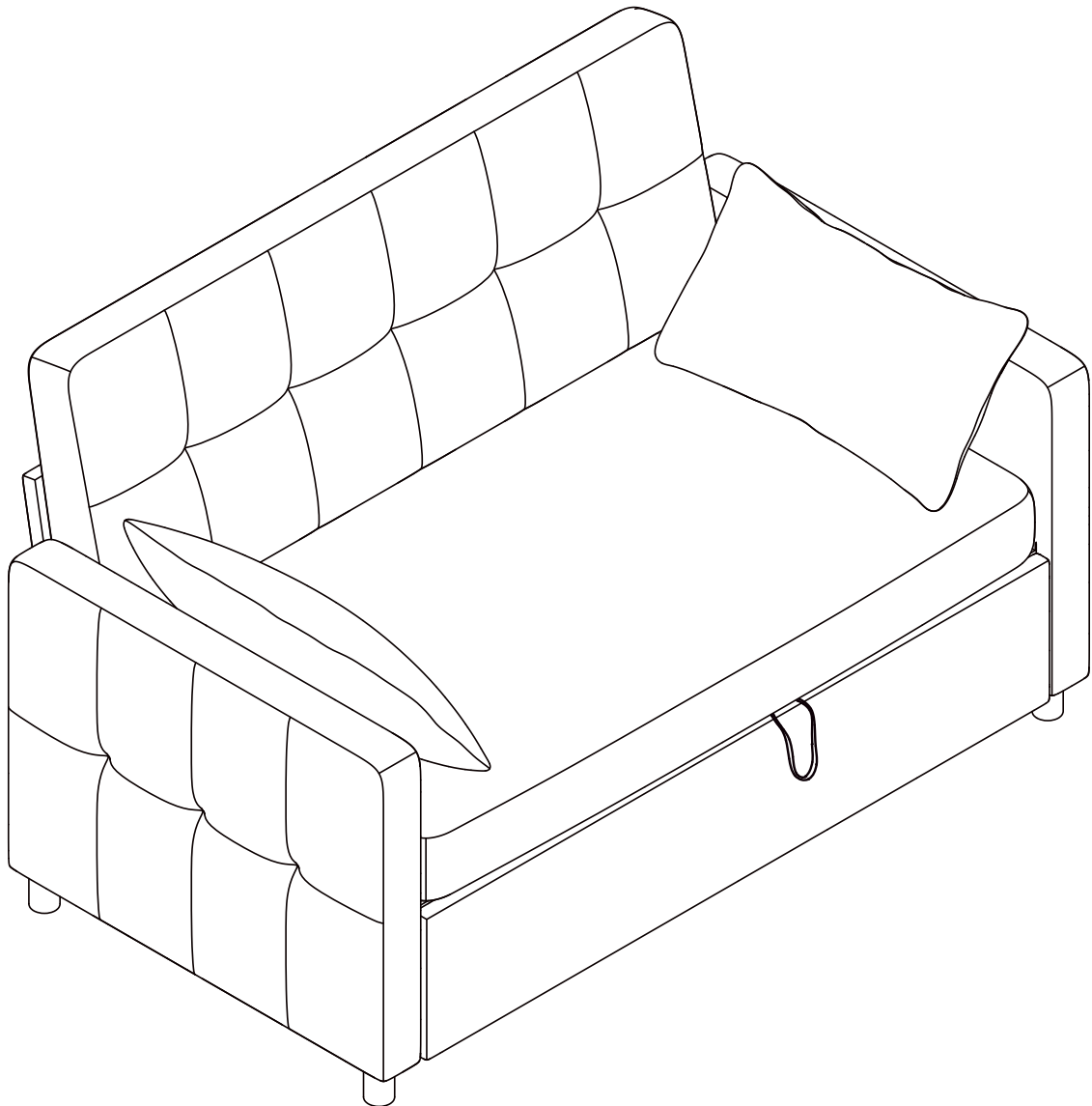


ASSEMBLY INSTRUCTION  
ASSEMBLERBEFEHL  
INSTRUCTIONS DE MONTAGE

---

ITEM#N621P246792/N621P246793



<b>Importeur</b>	<b>Decobus Handel GmbH</b>
<b>Adresse</b>	<b>Innungsstraße 9,21244 Buchholz,Deutschland</b>
<b>URL</b>	<b><a href="https://www.decobusgroup.de">https://www.decobusgroup.de</a></b>
<b>Hersteller</b>	<b>ANJI KAICHUANG FURNITURE CO.,LTD</b>
<b>Adresse</b>	<b>Add:501,5thFloor,No.51Baojiaroad,TangpuIndustrial zone ,Anji County,Zhejiang Province,China</b>
<b>Email/URL</b>	<b><a href="mailto:rita@ajkchuang.com">rita@ajkchuang.com</a></b>
	<b>Decobus Handel GmbH</b> <b>Innungsstraße 9,21244 Buchholz,Deutschland</b> <b><a href="https://www.decobusgroup.de">https://www.decobusgroup.de</a></b>



#### [DE]

Warnung: Lesen Sie die Anleitung vor dem Zusammenbau bitte vollständig durch. Überprüfen Sie, ob Sie alle auf den Seiten aufgeführten Komponenten und Werkzeuge haben.

Warnung: Überprüfen Sie regelmäßig alle Beschläge und Befestigungen, um sicherzustellen, dass sie sicher sind und um Unfälle zu vermeiden.

Warnung: Stellen Sie Möbel nicht in die Nähe von Feuerquellen oder heißen Gegenständen, um Brandgefahr zu vermeiden.

Warnung: Erlauben Sie Kindern nicht, auf die Möbel zu klettern, da dies zum Umkippen und zu schweren Verletzungen führen kann. Bauen Sie die Möbel außerhalb der Reichweite von Kindern zusammen.

#### [EN]

Warning: Please read instructions fully before starting assembly. Check you have all the components and tools listed on pages.

Warning: Regularly check all fittings and fastenings to ensure they are secure and to prevent accidents.

Warning: Do not place furniture close to fire sources or high-temperature objects to avoid the risk of fire.

Warning: Do not allow children to climb on the furniture as this may result in tipping and serious personal injury. Assemble the furniture away from the reach of children.

#### [FR]

Avertissement : Veuillez lire entièrement les instructions avant de commencer l'assemblage. Vérifiez que vous disposez de tous les composants et outils répertoriés sur les pages.

Avertissement : Vérifiez régulièrement tous les accessoires et fixations pour vous assurer qu'ils sont bien fixés et pour éviter les accidents.

Avertissement : Ne placez pas les meubles à proximité de sources de feu ou d'objets à haute température pour éviter tout risque d'incendie.

Avertissement : Ne laissez pas les enfants grimper sur les meubles car cela pourrait entraîner un basculement et des blessures graves. Assemblez les meubles hors de portée des enfants.

#### [IT]

Attenzione: leggere attentamente le istruzioni prima di iniziare il montaggio. Verificare di avere tutti i componenti e gli utensili elencati nelle pagine.

Attenzione: controllare regolarmente tutti i raccordi e gli elementi di fissaggio per assicurarsi che siano sicuri e prevenire incidenti.

Attenzione: non posizionare i mobili vicino a fonti di fuoco o oggetti ad alta temperatura per evitare il rischio di incendio.

Attenzione: non consentire ai bambini di arrampicarsi sui mobili poiché ciò potrebbe causare ribaltamenti e gravi lesioni personali. Montare i mobili lontano dalla portata dei bambini.

#### [ES]

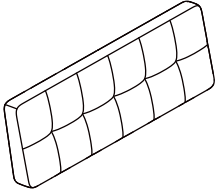

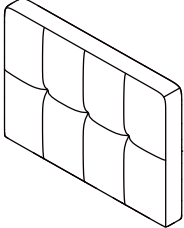
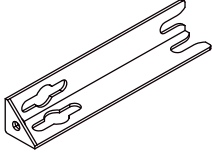
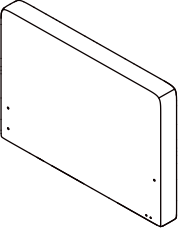

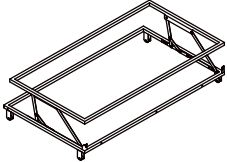
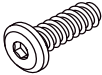
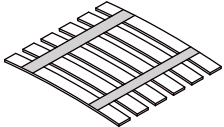

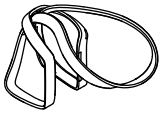
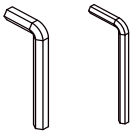
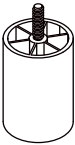

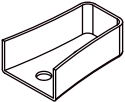
Advertencia: Lea las instrucciones completamente antes de comenzar el montaje. Compruebe que tiene todos los componentes y herramientas que se enumeran en las páginas.

Advertencia: Compruebe periódicamente todos los accesorios y sujeciones para asegurarse de que estén seguros y evitar accidentes.

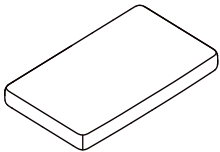
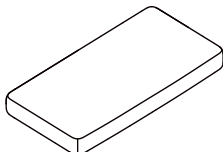
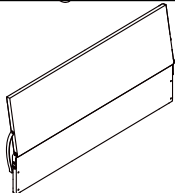
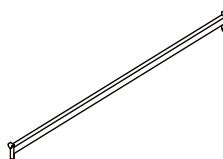
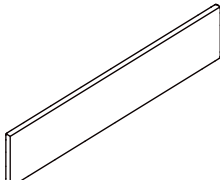
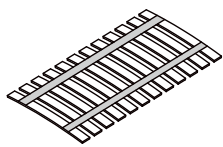
Advertencia: No coloque los muebles cerca de fuentes de fuego u objetos a alta temperatura para evitar el riesgo de incendio.

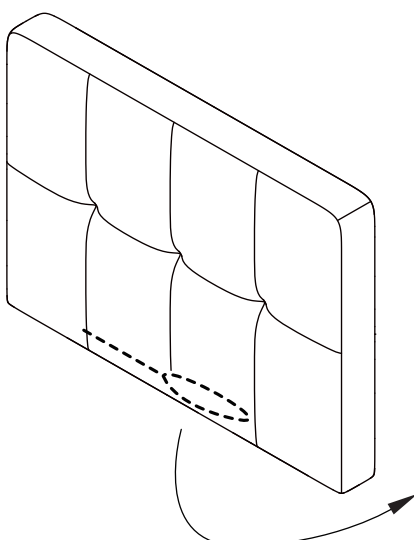
Advertencia: No permita que los niños se suban a los muebles, ya que esto puede provocar que vuelquen y lesiones personales graves. Monte los muebles fuera del alcance de los niños.

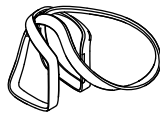
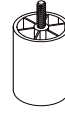
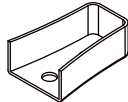
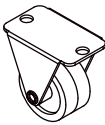
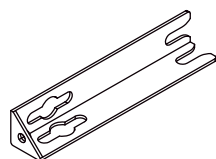

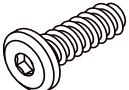

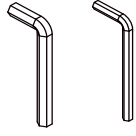
**STÜCKLISTEN KASTEN 1:N621P246792**  
**PART LISTS BOX 1:N621P246792**  
**LISTES DE PIÈCES CASE 1:N621P246792**

Teile-Nr. Part NO. N° de pièce	TeileImage Part Image Partie Image	QTY QTY QTÉ	Teile-Nr. Part NO. N° de pièce	TeileImage Part Image Partie Image	QTY QTY QTÉ
A		1	N		2
E-L		1	O		2
E-R		1	P	 M4*10	4
G		1	Q	 M6*20	16
I		2	R	 M6*40	3
K		1	S	 M6 / M2.5	2
L		4	T		2
M		2			

**STÜCKLISTEN KASTEN 1:N621P246793**  
**PART LISTS BOX 1:N621P246793**  
**LISTES DE PIÈCES CASE 1:N621P246793**

Teile-Nr. Part NO. N° de pièce	TeileImage Part Image Partie Image	QTY QTY QTÉ	Teile-Nr. Part NO. N° de pièce	TeileImage Part Image Partie Image	QTY QTY QTÉ
B		1	C		1
D		1	F		1
H		1	J		1



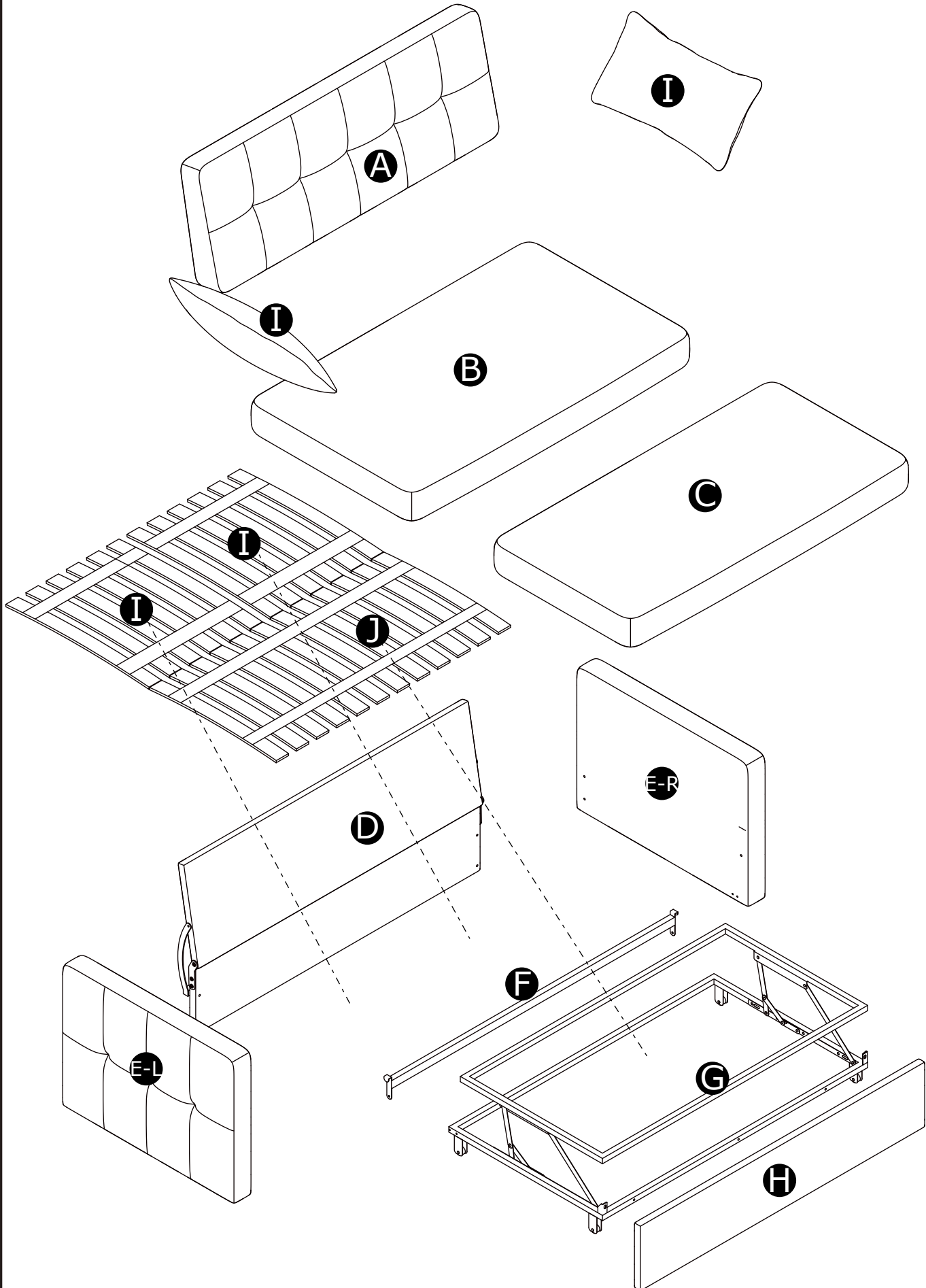
<b>K</b> x1 	<b>L</b> x4 	<b>M</b> x2 
<b>N</b> x2 	<b>O</b> x2 	<b>P</b> x4  M4*10
<b>Q</b> x16  M6*20	<b>R</b> x3  M6*40	<b>S</b> x2  M6 / M2.5

**DE** Teil E-L or E-R enthält weiteres Zubehör.

**EN** E-L or E-R Parts contain other accessories.

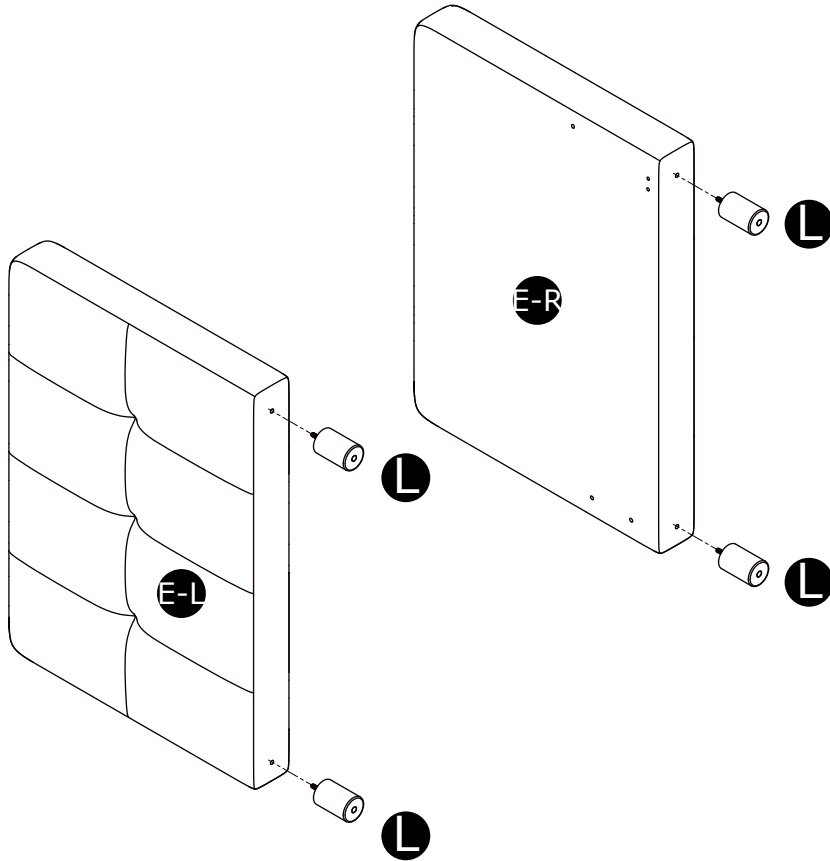
**FR** La partie E-L or E-R contient d'autres accessoires.

Sofa Gesamtmontagezeichnung  
Sofa Overall Assembly Drawing  
Dessin d'assemblage global du canapé



1

 **L** x4

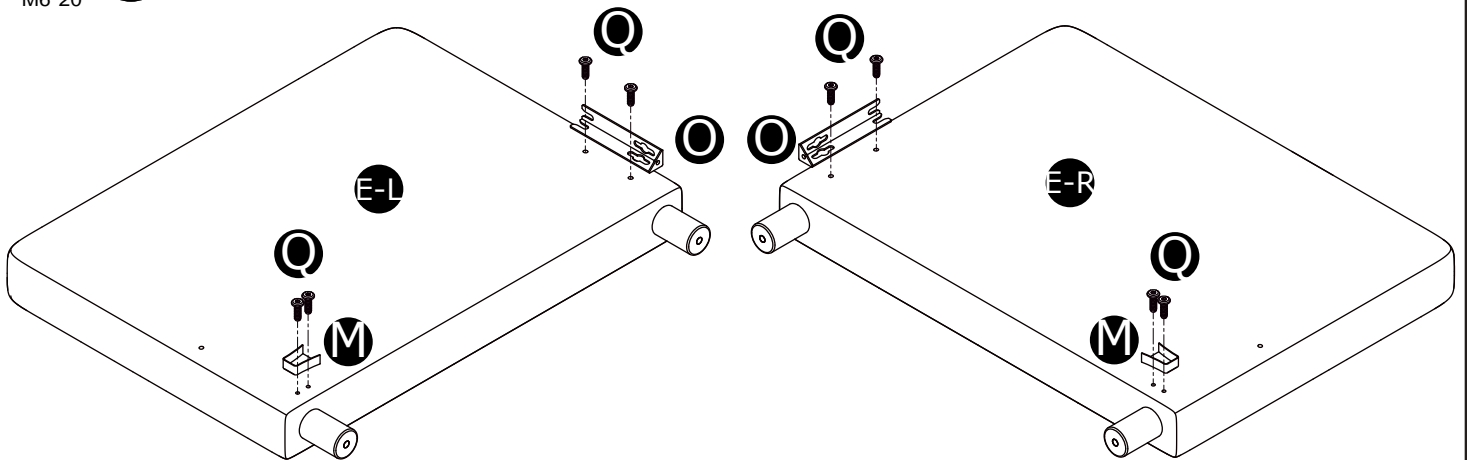


2

 **M** x2

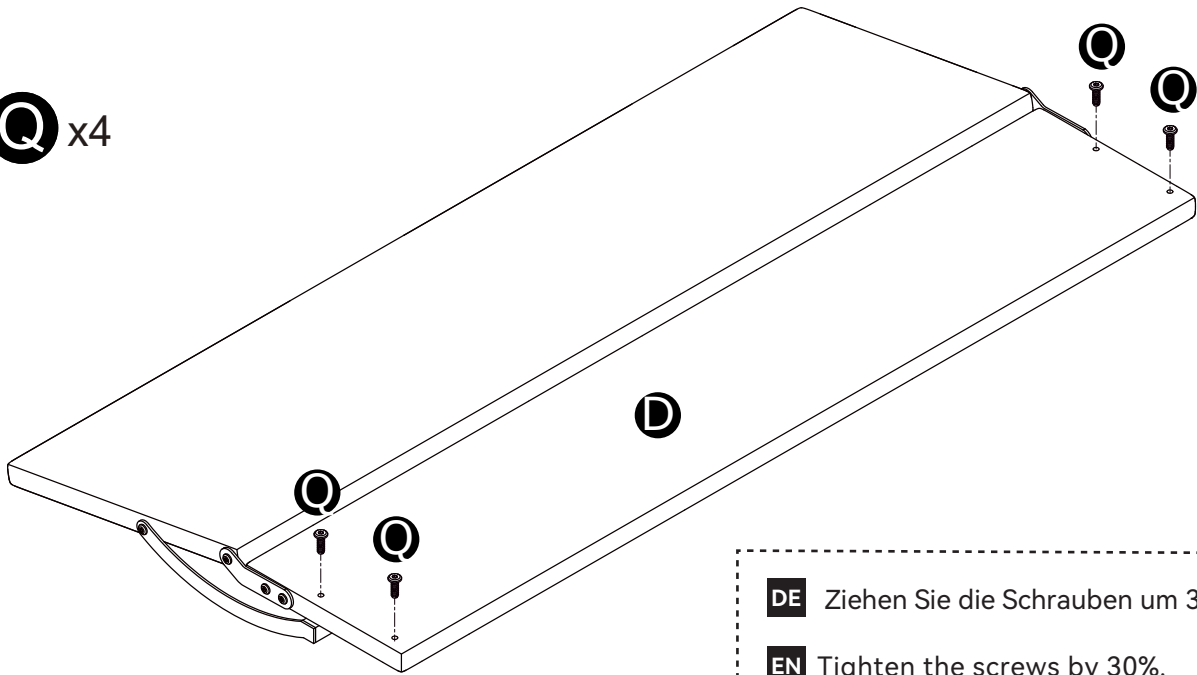
 **O** x2

 **Q** x8  
M6\*20



3

M6\*20  x4

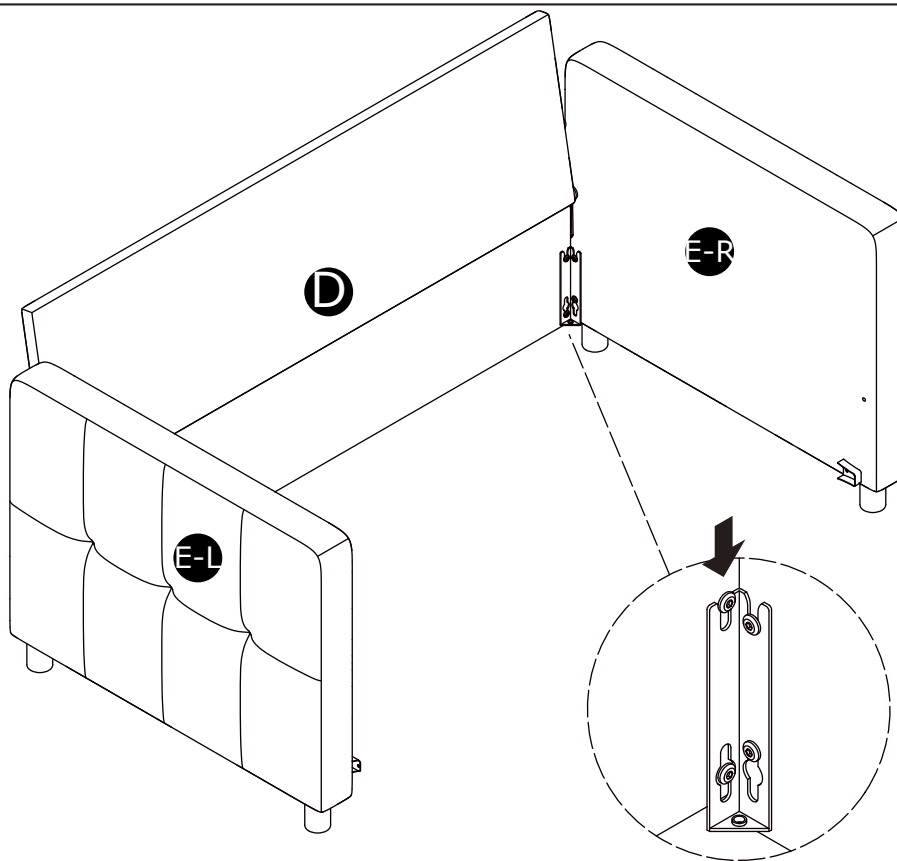


**DE** Ziehen Sie die Schrauben um 30% fest.

**EN** Tighten the screws by 30%.

**FR** Serrez les vis de 30 %.

4



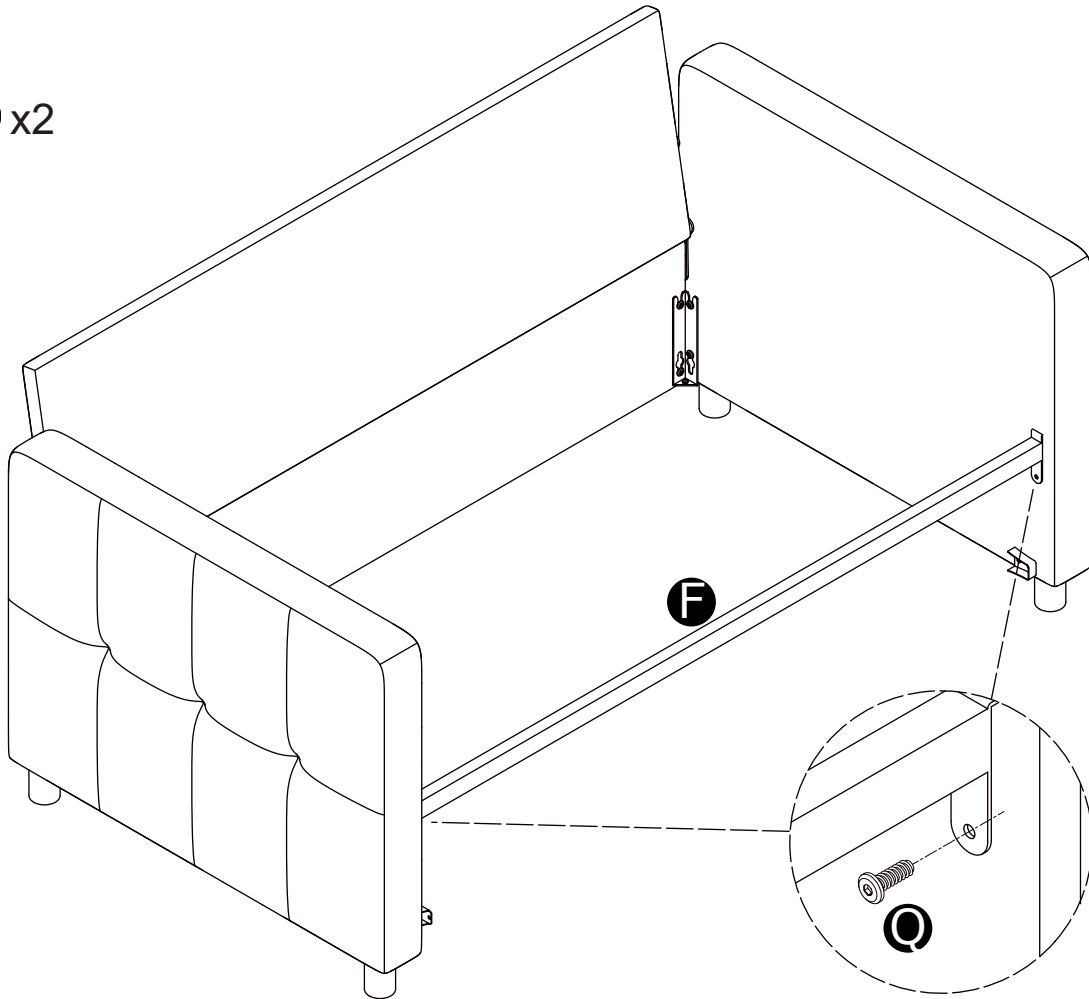
**DE** Bitte stecken Sie zuerst alle Schrauben in die Löcher, ziehen Sie sie zunächst 30 % fest, um die Bewegung

**EN** Turn the screws on the 2-seater backrest (D) not too tight; then put the back rest on to the connect metal, and tighten the screws at the end of.

**FR** Tournez les vis du dossier 2 places (D) pas trop serré ; Ensuite, placez le dossier sur le métal de liaison et serrez les vis à l'extrémité de.

5

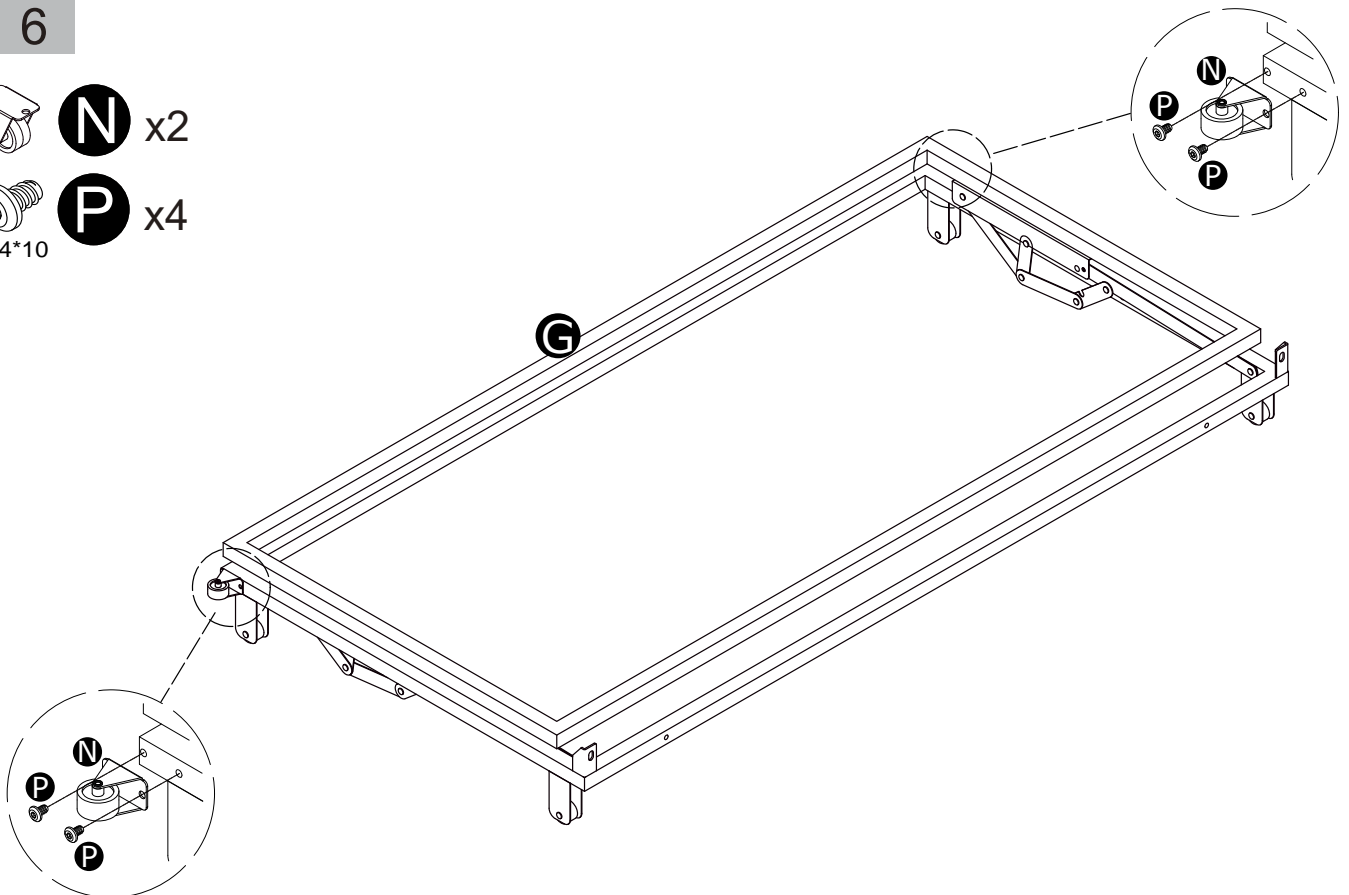
 **Q** x2  
M6\*20



6

 **N** x2

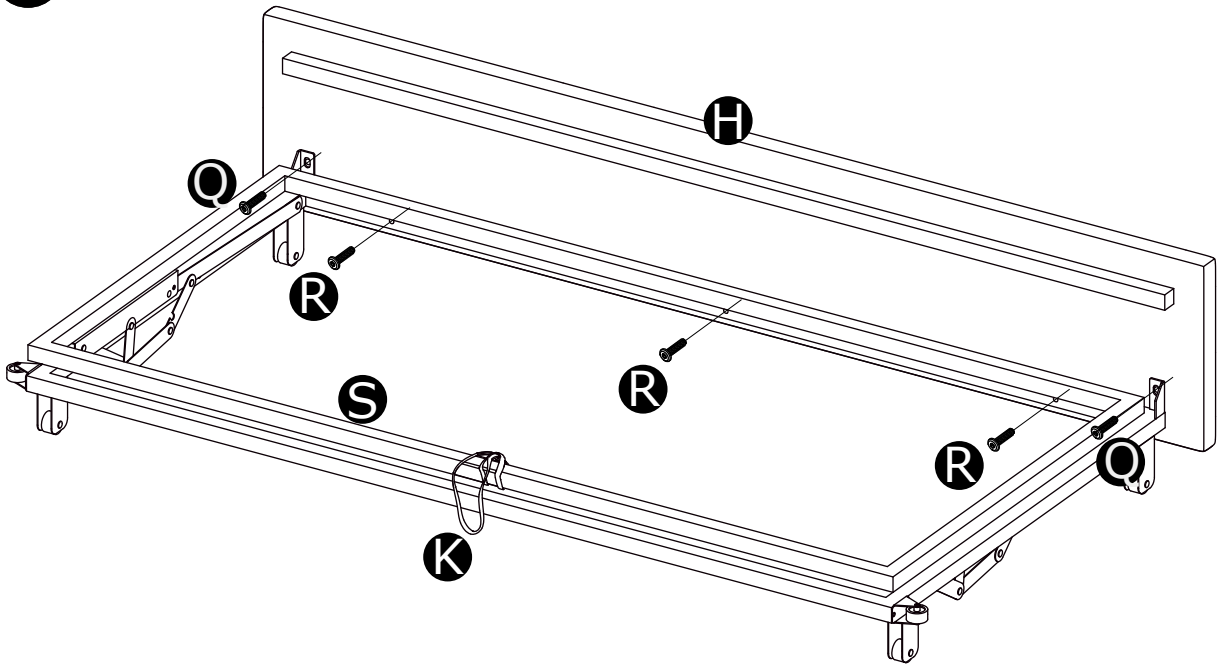
 **P** x4  
M4\*10



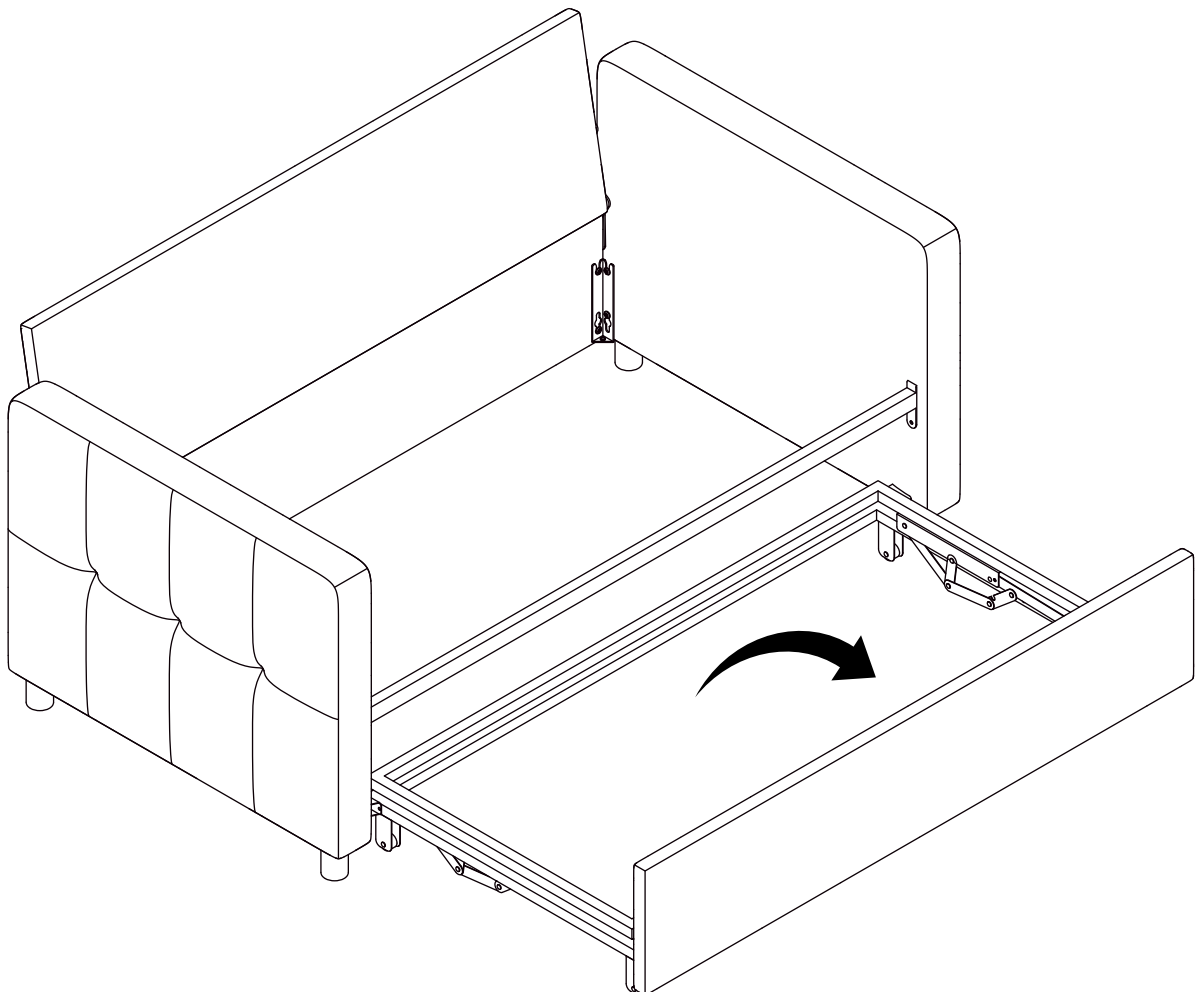
7

 **Q** x2  
M6\*20

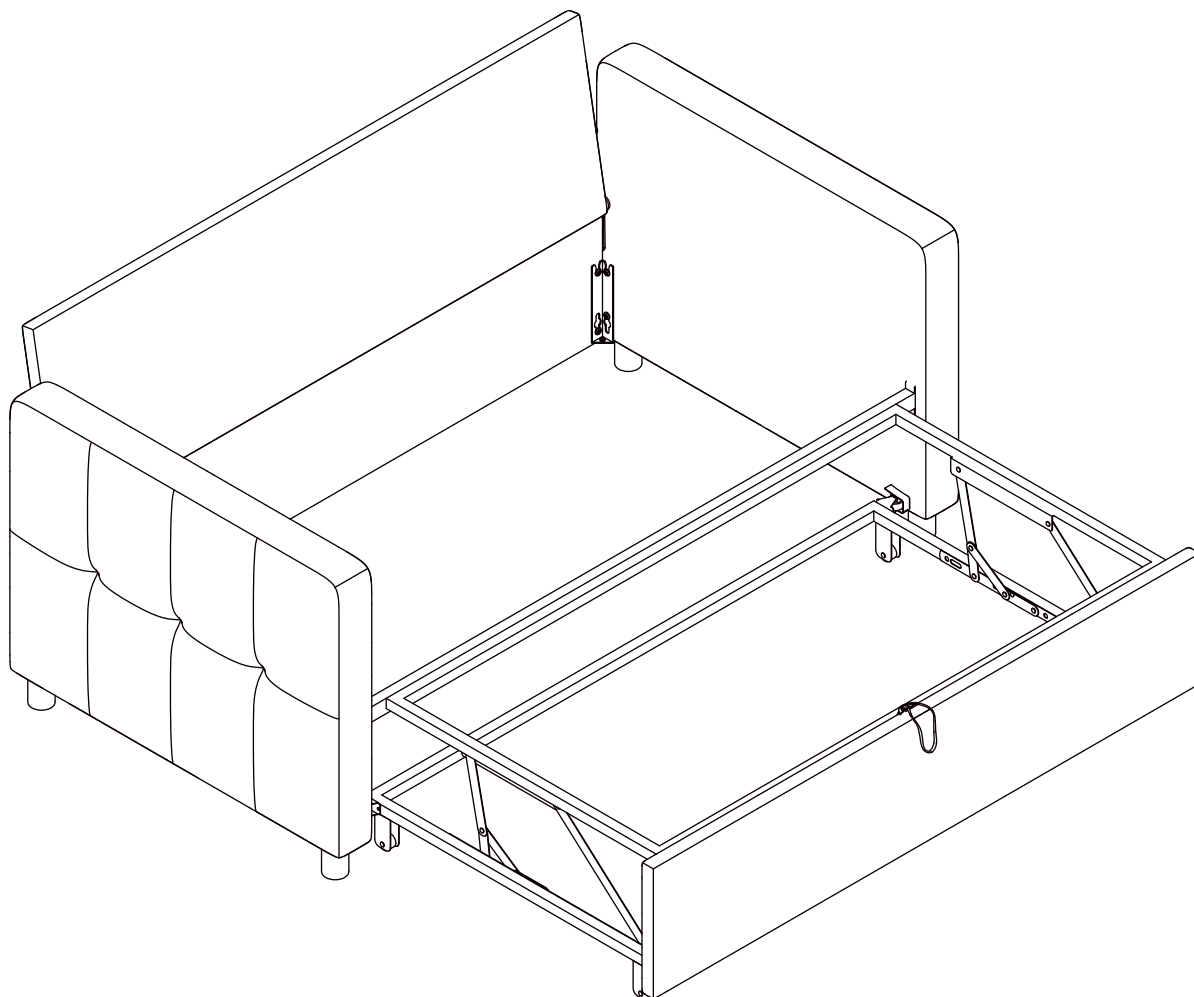
 **R** x3  
M6\*40



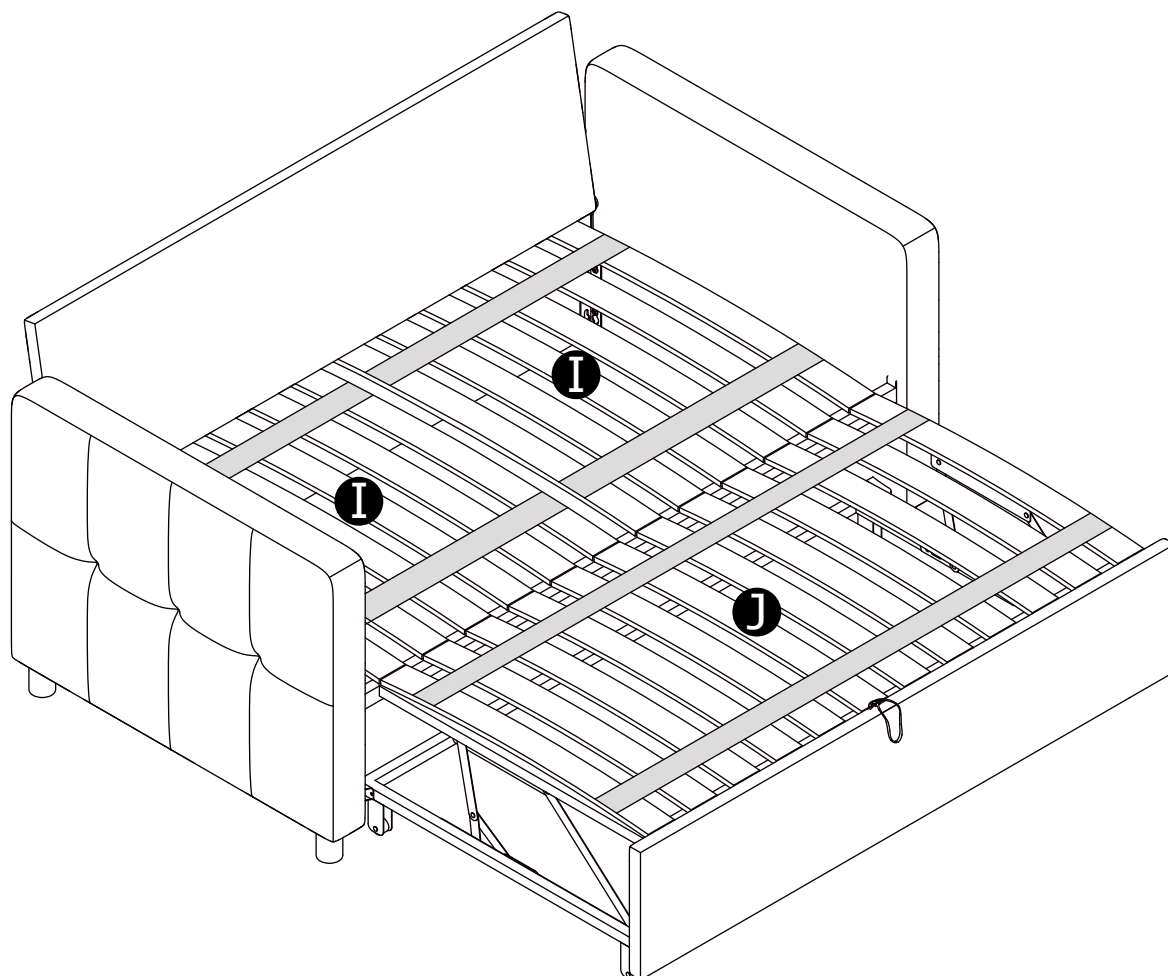
8



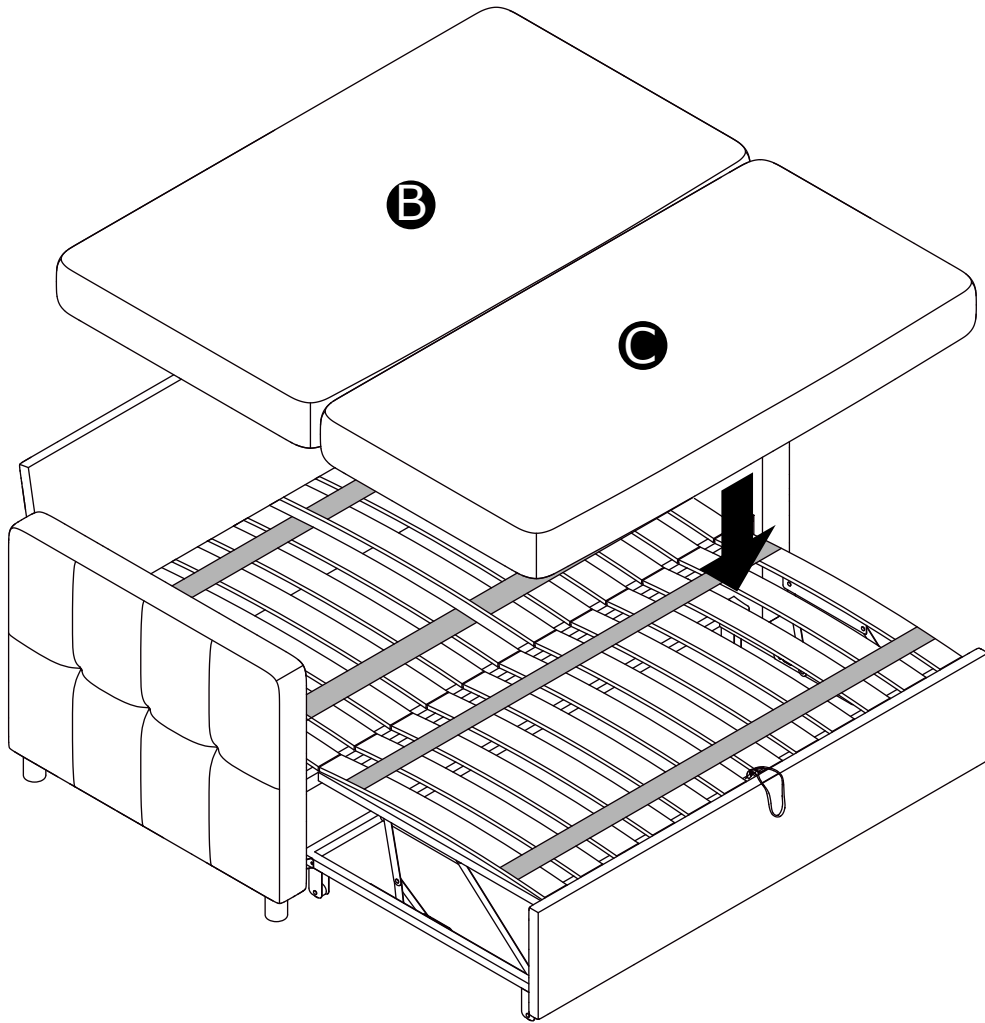
9



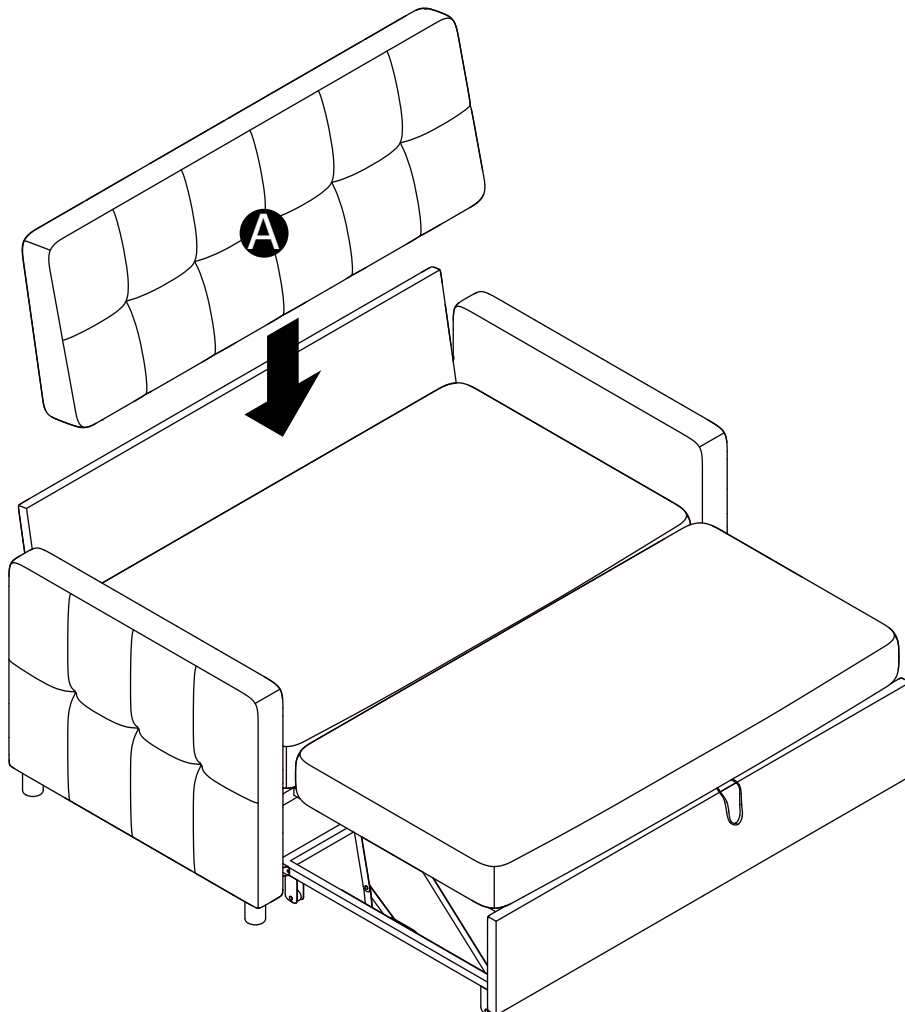
10



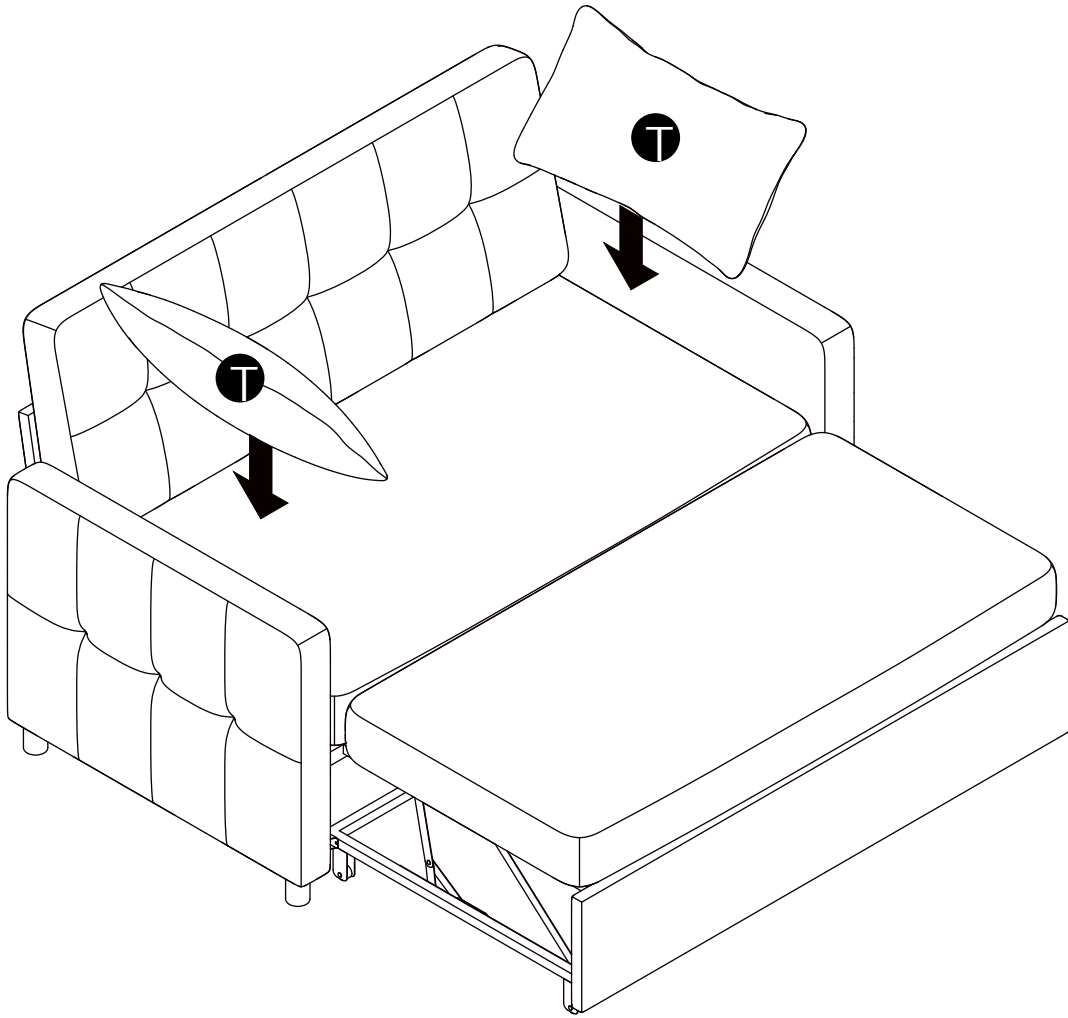
11



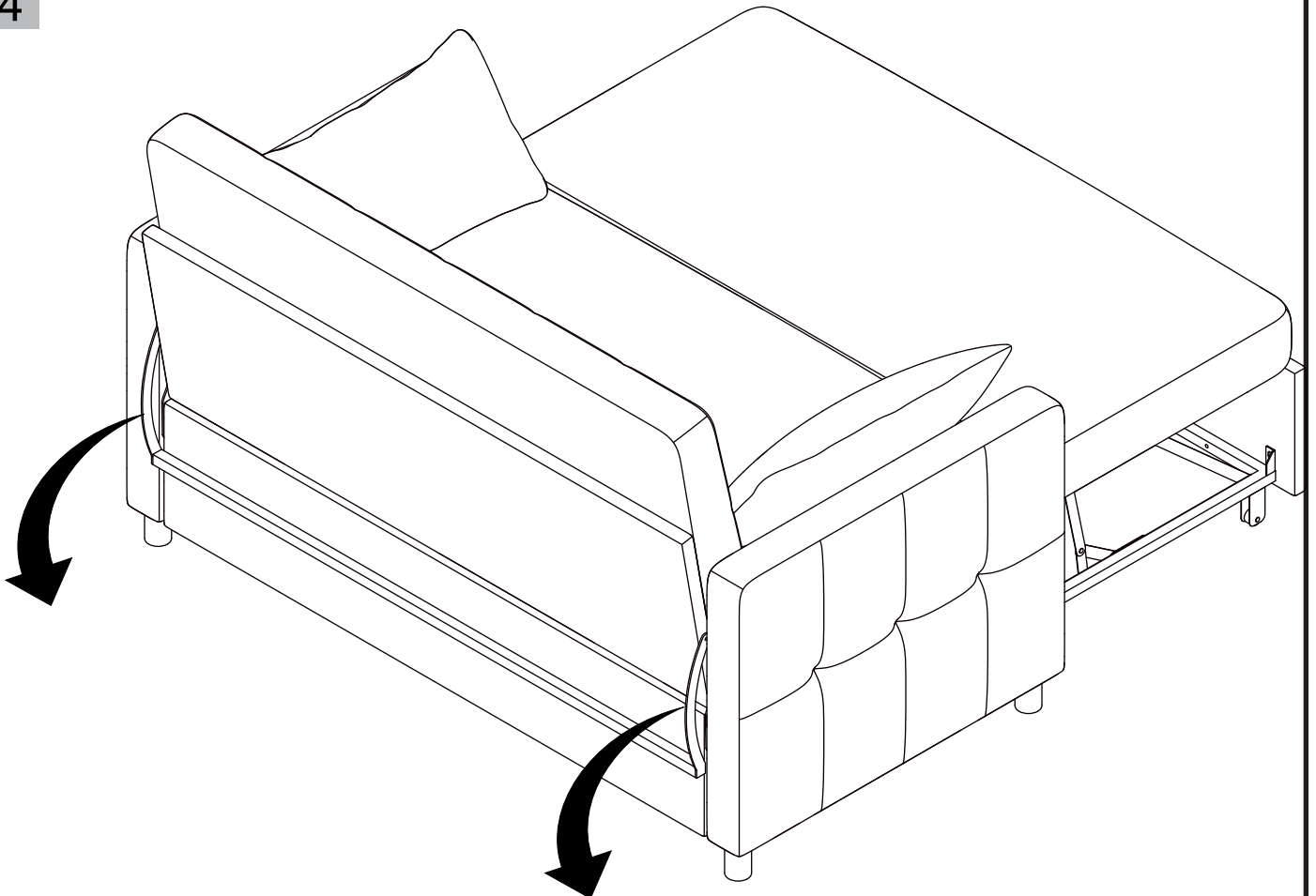
12



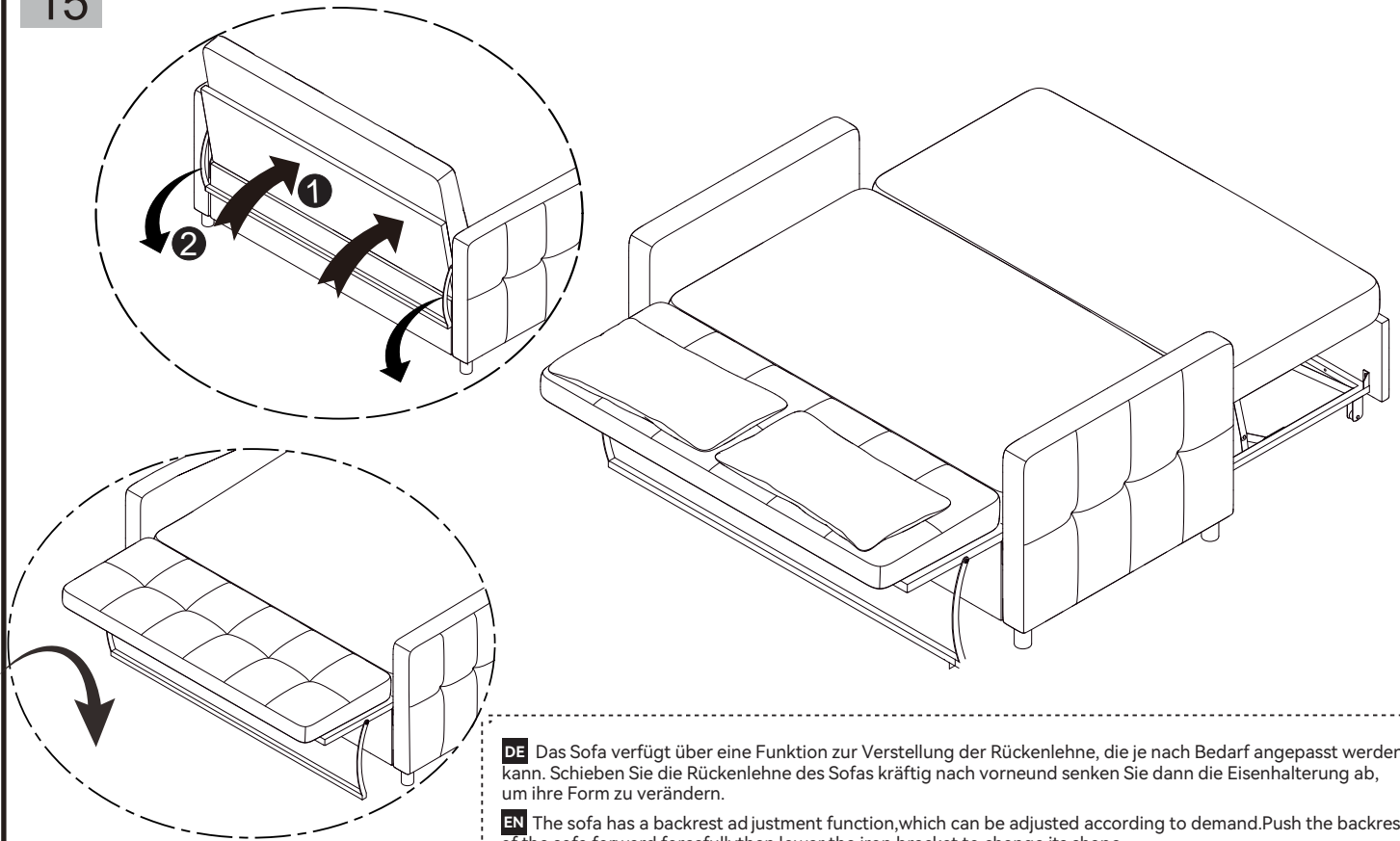
13



14



15

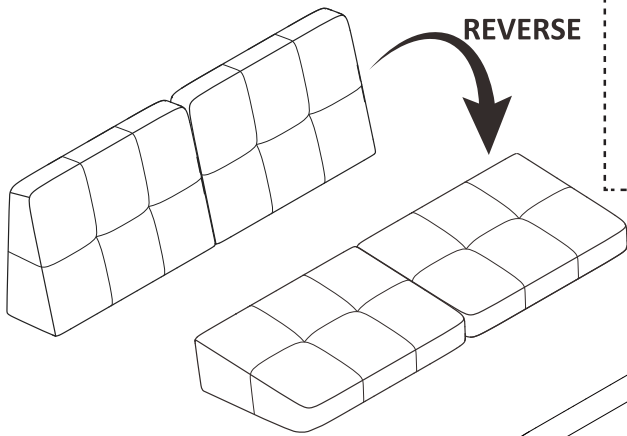


**DE** Das Sofa verfügt über eine Funktion zur Verstellung der Rückenlehne, die je nach Bedarf angepasst werden kann. Schieben Sie die Rückenlehne des Sofas kräftig nach vorne und senken Sie dann die Eisenhalterung ab, um ihre Form zu verändern.

**EN** The sofa has a backrest adjustment function, which can be adjusted according to demand. Push the backrest of the sofa forward forcefully, then lower the iron bracket to change its shape.

**FR** Le canapé dispose d'une fonction de réglage du dossier, qui peut être ajustée en fonction de la demande. Poussez le dossier du canapé vers l'avant avec force, puis abaissez le support en fer pour changer de forme.

16



**DE** Wenn Sie es als Schlafsofa verwenden, verwenden Sie die Kissen auf dem Kopf.

**EN** When using as a sofa bed, use the cushions upside down.

**FR** Lorsque vous l'utilisez comme canapé-lit, utilisez les coussins à l'envers.

